

# CENTENARY OF SERVICE 1915 – 2015



GIRL GUIDES  
AUSTRALIA

## ANZAC CENTENARY CHALLENGE

The aim of the ANZAC Centenary Challenge is to –

- Encourage Girl Guides to conduct research or undertake activities to increase understanding of the sacrifice and service of Australian veterans in time of conflict.

### CENTENARY CHALLENGES

The challenges have been designed for the following age ranges –

- Ages – 5 years to 9 years

3 of the following challenge need to be completed.

Participating in an ANZAC Service must be one of the challenges.

- Ages – 10 years to 14 years

5 of the following challenges need to be completed.

Participating in an ANZAC Service must be one of the challenges.

- Ages – Over 14 years

7 of the following challenges need to be completed.

Participating in an ANZAC Service must be one of the challenges.

The challenges can be completed by the Guide herself or as part of a Patrol, Unit or State program.

On completion of the challenges the ANZAC Centenary Challenge Badge can be presented. This badge will be an approved special badge which can be worn on the top back of the sash until the end of 2015.

ANZAC Centenary Challenge Badge is available for purchase from your Guide Shop.

## GUIDE INTERNATIONAL SERVICE (GIS)

Twenty- four Australian Guide volunteers gave up their work or study in 1942 to form volunteer teams working with Guides from the United Kingdom, Europe, Canada, Kenya and New Zealand during World War 2 to give service to those affected by the conflict.

GIS members had to “Be Prepared” wherever for whatever, anything or everything at any time! They learned survival, medical, communication and outdoor living skills. They had to be resourceful, quick thinking and good team members. Equipment was in short supply, so they had to be inventive with what they had and could find.

Cleaner camps, mobile kitchens, mobile hospitals, distribution of stores, food and clothing rations, care, nurturing and constructive entertainment of children were all among the achievements of the GIS.

### **Discuss with your Unit or Patrol**

How do you think being a Girl Guide helped members of GIS carry out their work?

As Girl Guides what heritage has GIS passed on to us?

How can you help refugee children in Australia? or homeless and displaced children in your own area?

### **Plan your own Guide International Service to help refugees today**

Invite a member of an organisation like the Red Cross, Salvation Army or Care Australia to explain their work and how you can help.

#### **Action:**

Carry out your service plan.

#### **Check:**

Was your service plan a success?  
What else could you do?

## ANZAC BISCUITS

The ingredients they used were rolled oats, sugar, plain flour, coconut, butter, golden syrup or treacle, bi-carbonate of soda and boiling water. All these items did not readily spoil. At first the biscuits were called Soldiers' Biscuits, but after the landing on Gallipoli, they were renamed ANZAC Biscuits.

As the war drew on, many groups like the CWA (Country Women's Association), church committees, schools and other women's organisations devoted a great deal of time to the making of ANZAC biscuits. To ensure that the biscuits remained crisp, they were packed in used tins such as Billy Tea tins.

Popular version – from the original recipe provided by Mr Bob Lawson, an ANZAC present at the Gallipoli landing.

### **INGREDIENTS:**

1 cup of plain flour, sugar, rolled oats and coconut  
125g butter  
1 tablespoon golden syrup  
2 tablespoons boiling water  
1 teaspoon bi-carbonate soda

### **METHOD:**

1. Melt butter, add syrup, water and bi-carbonate soda.
2. Combine dry ingredients and melted butter mixture.
3. Mix well (add a little more water if the mixture is too dry).
4. Place teaspoons of mixture on a greased baking tray – leave room for the mixture to spread.
5. Bake in a moderate oven (180C) for 10 – 15 minutes.



## ANZAC TRADITIONS AND SYMBOLS

What are some of the symbols used to represent ANZAC Day?

Using the list below – investigate the symbols and traditions used to represent ANZAC Day, report back to your Patrol or Unit what you have found.




- ★ ROSEMARY
- ★ POPPY
- ★ ETERNAL FLAME
- ★ LAST BUGLE POST
- ★ REVEILLE BUGLE CALL
- ★ VICTORIA CROSS MEDAL
- ★ SHRINE OF REMEMBRANCE
- ★ MATESHIP



### **ROSEMARY**

Rosemary is a plant. Rosemary is used to help strengthen the memory and helps remember the lost soldiers.

## POPPY HEART WREATH



### **MATERIALS:**

- ★ Red Construction Paper/Scrapbooking Paper
- ★ Scissors
- ★ Glue

### **INSTRUCTIONS:**

1. Cut out your own heart shapes from construction paper.
2. Glue together the four large hearts to form a flower (the points should all face towards the middle of the flower).
3. Glue the circle in the center of the poppy.

### **HOW TO CUT A HEART FROM CONSTRUCTION PAPER:**

1. Fold the construction paper in half.
2. Imagine the fold as the center of the heart and cut a swooping half heart shape from the paper. If doing this for the first time, it can help to draw the half heart onto the paper before cutting.
3. Unfold and you'll have a perfectly symmetrical heart!



## AUSTRALIAN NURSES

Australian nurses have been serving in war for over 100 years.

STAFF NURSE PEARL CORKHILL  
STAFF NURSE CARRIE DE GROOT  
SISTER ELLA JANE TUCKER  
SISTER MABLE (MAY) TILTON  
SISTER JESSIE MILLICENT TOMLINS  
SISTER EVELYN AUGUSTA CONYERS


Select **one** of the Australian nurses from the list above and use the National Archives of Australia website – [www.naa.gov.au](http://www.naa.gov.au) and find their service records.

Try and find as much information you can about your chosen nurse.

Using the information you find about their service records and what you might also be able to find on the Australian War Memorial's website – [www.awn.gov.au](http://www.awn.gov.au) – write a half page individual biography about your nurse.



You may like to include the following information –

- ★ when they were born
- ★ where they came from
- ★ their family
- ★ which service they joined
- ★ where they served
- ★ whether they were injured



(Information for this challenge was found on the Australian War Memorial's website at [www.awn.gov.au/education/resources/nurses](http://www.awn.gov.au/education/resources/nurses))

AUSTRALIAN FLAG





## SIMPSON AND HIS DONKEY

Jack Simpson was an Australian soldier. His job was to carry wounded men on stretchers to safety.

However the day after arriving at Gallipoli, Jack passed a donkey and had a great idea. While it took two men to carry an injured man on a stretcher, with the help of a donkey Simpson could easily carry a man on his own.


Jack would put the injured man on the donkey's back and walk beside the donkey holding the injured man so that he wouldn't fall off. He would often whistle or sing as he worked. Soldiers were amazed at how he worked so hard to rescue so many men in such dangerous conditions.

While stretcher teams could make six trips to rescue soldiers in a day, Jack and his donkey could make at least twice as many trips. His boss said that, "Simpson was worth a hundred men to me."

Even though the injured man and the donkey carrying him were sometimes shot, Jack often escaped death. Jack used several donkeys, his favourite was called Duffy. Jack had a way with animals and was especially good at knowing how to treat donkeys.

Sadly, one day while helping an injured soldier down the valley, Jack Simpson was shot in the back. It was a sad day for the ANZACs as many of them had seen how bravely Jack had worked. There is a special statue of Simpson and his donkey at the Australian War Memorial in Canberra.

Take a journey to find out more about Jack Simpson and his donkeys. Share what you discover with your Patrol or Unit.



(Information for this challenge was found on the website – [brainways.co.nz](http://brainways.co.nz))



Simpson & His Donkey

## ANZAC DAY POSTERS

The Department of Veterans' Affairs produces Anzac Day posters every year commemorating a particular theme or anniversary.

In 2012 the posters mark the 70th anniversary of two battles from the Second World War: the bombing of Darwin and the campaign in Kokoda, Papua New Guinea.



The challenge is to research a topic and design your own ANZAC Day Poster.

(Information for this challenge was found on the website – [www.dva.gov.au](http://www.dva.gov.au))

## **INVESTIGATING THE SPIRIT OF THE ANZAC**

In your Patrol discuss what you think is meant by the Spirit of ANZAC.

You might like to consider elements such as mate ship, endurance or bravery.

Write your ideas in this box:

**I UNDERSTAND THE SPIRIT OF ANZAC TO MEAN:**

## EXPLORE AND DISCOVER VISIT A WAR MEMORIAL

War Memorials can be found in most towns and cities throughout Australia.

The capital city in your State will have a War Memorial and Australia's National War Memorial is in our National capital, Canberra.

As a Unit, Patrol or with your family, see how many different types of War Memorial you can find in your own area.

### **Look For:**

- |             |                   |                  |
|-------------|-------------------|------------------|
| ★ Statues   | ★ Memorial Drives | ★ Arches         |
| ★ Fountains | ★ Hospitals       | ★ Street Names   |
| ★ Rotundas  | ★ Honour Boards   | ★ Sports Grounds |

Photograph or sketch the memorial you discover and find out something about each one:

- ★ When was it built?
- ★ When was it dedicated?
- ★ Are there names on the Memorials?
- ★ Have more recent names been added?
- ★ Is it well looked after?
- ★ Why do you think Memorials are built?

Share your information with others in your Patrol or Unit.

## WOMEN AND WAR



Most women at home helped out the war effort by doing some volunteer work.

They knitted socks for the boys, baked the cakes and biscuits or raised money to help schools that had been damaged in countries where there had been fighting.

Organise with your Patrol or Unit to undertake a service project. Care package which could be sent to our current serving officers could be a great idea or may be, arrange a cake stall.






## ANZAC STORY BOOKS

Go to your school or local library and see if you can find a book about ANZAC Day or Australia's involvement in various world conflicts.

Here is a list to help you get started. Find a quiet spot and have a read.

Andrews	Michael	The Anzac spirit: Australia's Military legend	2013	10+
Beck	Jennifer	Bantam and the Soldier	1997	5+
Bell	Krista	Jack's bugle	2014	9+
Brasch	Nicolas	Gallipoli: Reckless Valour	2009	5+
Brown	Susie	Lone Pine	2012	5+
Charalambous	John	Accidental Solider	2013	13+
Cox	David	Fair Dinkum War	2013	8+
Crew	Gary	Memorial	2003	5+
Cummings	Phil	Anzac Biscuits	2013	5+
Dando-Collins	Stephen	Tank Boys	2013	13+
Dinan	Jacqueline	Woman's War	2009	15+
Duncan	Tracy	Grandad's Medals	2008	5+
Farrer	Vashti	Walers Go to War	2001	5+
Flanagan	Martin	Archie's letter: an Anzac Day story	2012	10+
French	Jackie	Rose for the Anzac Boys	2008	11+
French	Jackie	The Donkey who carried the wounded	2008	10+
Greenwood	Kerry	Gallipoli	2013	5+
Greenwood	Mark	Simpson and his Donkey	2008	10+
Guille	Derek	Promise: the town that never forgets	2012	8+
Harper	Glyn	Donkey Man	2009	5+
Hill	Anthony	Young Digger	2002	12+
Hoy	Catriona	My Grandad Marches on Anzac Day	2005	5+
Jorgensen	Norman	In Flanders Fields	2004	10+
Kane	Glenda	Anzac Day Parade	2010	6+
Lockyer	John	Harry and the ANZAC poppy	1997	10+
Macinnis	Peter	Kokoda Track 101 days	2007	12+
Masson	Sophie	My Father's War	2011	11+
Mattingley	Christobel	Battle Order 204	2007	12+
Metzenthen	David	Black Water	2007	15+
Mulligan	David	Angels of Kokoda	2005	12+
Murphy	Sally	Do not forget Australia	2012	6+
O'Hagan	Jack	Along the Road to Gundagai	2013	5+
Oliver	John	Pilgrim	2008	8+

Plant	Andrew	The Poppy	2014	8+
Pugsley	Christopher	ANZACS at Gallipoli: a story for ANZAC Day	1999	10+
Rushby	Pamela	The horses who didn't come home	2012	11+
Saxby	Claire	Meet the ANZACS	2014	5+
Schuman	John	I was only nineteen	2014	10+
Seal	Graham	Great Anzac stories	2013	
Small	Mary	Simpson and Duffy	2003	8+
Starke	Ruth	Anzac Tale	2013	8+
Stephens	Tony	Last Anzacs: Lest We Forget	2003	
Stroud	Patricia	Caesar the Anzac dog	2003	5+
Tucker	Alan	Kokoda	2014	12+
Tzobankis	Stella	Creforce: The Anzacs and the Battle of Crete	2010	11+
Ural	Serpil	Candels at dawn	2004	11+
Walters	Celeste	Only a Donkey	2008	8+
Wilkinson	Carole	Fromelles: Australia's bloodiest day at war	2011	10+
Wilson	Mark	Angel of Kokoda	2013	5+
Wilson	Mark	The Afghanistan Pup	2013	8+
Wolfer	Dianne	Lighthouse Girl	2010	11+





## ANZAC CENTENARY CHALLENGE

Further challenges you may like to complete, to increase your understanding and appreciation of the service given by Australians in time of conflict.

### **COMMUNICATIONS**

**YOU WILL NEED:** Semaphore Flags and Charts or lanterns/torches or a tapping device.

Send a message using semaphore. Use semaphore flags if available or otherwise arm movements. Learn to signal some simple words and phrases, such SOS, MEDIC NEEDED or SUPPLIES WANTED.

OR using lanterns/torches or by means of tapping, signal similar message using Morse Code.

### **FIRST AID**

**YOU WILL NEED:** Broom Handles, jackets or sacks. Emergency props for First Aid – bandages etc. Something to mark out a battle zone – flour, ribbon or rope.

\*\* Using simple equipment to construct a stretcher.

\*\* Carry one member of the team out on a stretcher, avoiding the craters made by exploding shells as marked.

\*\* Attend to other injuries, simulated or imaginary.

### **SHIPBOARD EXERCISES**

**YOU WILL NEED:** Skipping Ropes

Patrol Leader instructs in the following:

- |                            |                           |
|----------------------------|---------------------------|
| ★ 10 touch toes            | ★ 6 sit ups               |
| ★ 6 star jumps             | ★ 20 skips using the rope |
| ★ 6 side bends (each side) | ★ short run               |

**ANZAC CENTENARY CHALLENGE**  
**1915 ~ 2015**

Name: \_\_\_\_\_

Individual Challenges	Date Completed
	Date Badge Presented